

North
Tustin
Advisory
Committee

NOTICE OF PUBLIC MEETING

North Tustin Advisory Committee (NTAC)
Public Meeting Agenda
Wednesday, August 19, 2020
at **1:30p.m.**

Location is by WebEx virtual link or phone ONLY:

WebEx Virtual Link:

<https://ocgov.webex.com/ocgov/onstage/g.php?MTID=ea3da238bef0803726e3dcdf90914e852>

Audio Conference information: (415) 655-0001

Access code: 133 120 0436

Peter Schneider
Chair

I. CALL TO ORDER

Mike Fioravanti
Secretary

II. APPROVAL OF THE MINUTES FROM PREVIOUS MEETINGS

Pat Welch
Member

III. COMMITTEE BUSINESS- welcome new Member

Kirk Watilo
Member

IV. OLD BUSINESS –none

David Feldberg
Member

V. NEW BUSINESS

Kendra Carney Mehr
Member

Project: Planning Application PA18-034 and VTTM 18119

Owner: Ranch Hills Partners, LP

Agent: Peter Zehnder Location: 11782 Simon Ranch Road

Proposal: • A proposed Zone Change from A1 “General Agricultural” to R2(5000) “Multifamily Dwelling District” with a minimum 5,000 square feet of net project area per unit. • A Use Permit to allow the development of a planned (unit) development establishing common areas and development standards for the project. • A Vesting Tentative Tract Map 18119 to subdivide the property into development and common area lots and private streets is being processed concurrently.

Dessa Schroeder
Member

VI. PUBLIC COMMENT

VII. ADJOURNMENT

WebEx Information for Public Meeting Attendees

How do I Join a Meeting?

1. Copy the web address provided on the agenda/public notice into your internet browser (Chrome, Edge, Internet Explorer, etc.) click the link to join the meeting; or Join using the phone number provided on the agenda/public notice.
2. Please note when you join the meeting you are automatically muted.
3. At the start of the public meeting OCPW Staff will go over general meeting format and how public comments for those who joined online **and** over the phone will be conducted.

Note: You will not be able to join the meeting until the start time of the meeting

What Can I do During the Meeting?

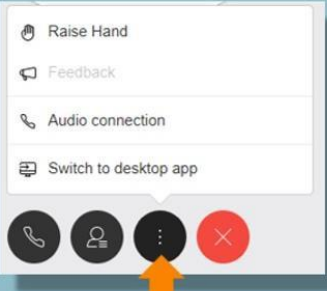
- Hear and view presentations
- Speak when unmuted, during public comment period (managed by meeting host)
- View Committee Members and County Staff (identified as panelists)

How Can I Make a Public Comment?

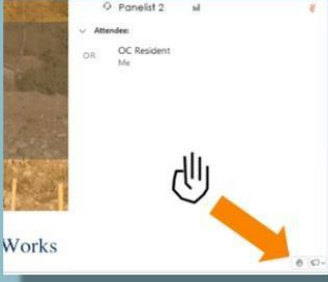
At the beginning of the public comment period verbal directions will be provided along with a slide showing how to “raise your hand” to make public comment online **and** on the phone.

1 Click “Raise Hand” option


- Click “three dots” icon
- Click “Raise Hand”



- Click/expand “Participants” box
- Then click small “hand” icon in bottom-right corner



Or **2** If only listening on phone: Dial *3 (“star 3”)



- Once you have raised your hand, a hand symbol will appear next to your name.
- When it is your turn to speak you will be verbally identified and unmuted. At the end of your allocated time or the end of your comment whichever comes first you will be muted again.
- Once you have completed your comment please repeat steps above to remove the hand icon.

Note: Your computer must have a microphone to speak when joining online

